

AX31N 辅助触头

# 使用说明书

0463B194SM

上海诺雅克电气有限公司

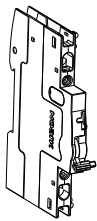
2023 年 12 月

设计文件名称		使用说明书			0463B194SM		
产品型号、名称		AX31N 辅助触头			版 本		
					共 2 页		第 1 页
<div>技术要求</div> <div>1. “使用说明书”为双面印刷其文字、图案大小的编排以电子档文件为准所涉及颜色如下 黑色：PANTONE Process Black C; 灰色：符合 VI 手册要求; 颜色偏差以相邻色卡为准。</div> <div>2. 符合 Q/NKJ 1600001 《产品有害物质含量与检测规定》</div> <div></div>							
					编 制		
					校 对		
					标准化		
©	换版	(2023) 改技 (G) 2157	刘凯	20231229	审 定		
标 记	处 数	更改文件号	签 字	日 期	批 准		

正面

AX31N

Auxiliary Switch



Installation Instructions  
Notice d'installation  
Instrucciones de montaje

The manufacturer assumes no responsibility for unfavourable consequence resulting from the non-appliation or incorrect application of the instructions provided herein.

**NOARK**  
ZAX31N202401NA

AX31N

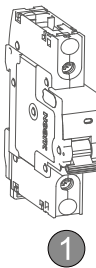


WARNING

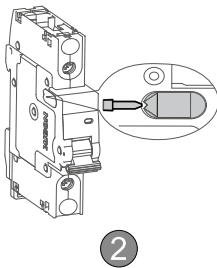
DO NOT ATTEMPT TO INSTALL OR PERFORM MAINTENANCE ON EQUIPMENT WHILE IT IS ENERGIZED.DEATH, SEVERE PERSONAL INJURY, OR SUBSTANTIAL PROPERTY DAMAGE CAN RESULT FROM CONTACT WITH ENERGIZED EQUIPMENT. ALWAYS VERIFY THAT NO VOLTAGE IS PRESENT BEFORE PROCEEDING WITH THE TASK, AND ALWAYS FOLLOW GENERALLY ACCEPTED SAFETY PROCEDURES.

NOARK IS NOT LIABLE FOR THE MISAPPLICATION OR IMPROPER INSTALLATION OF IT'S PRODUCTS.

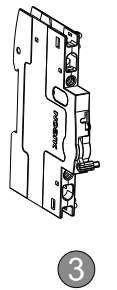
AX31N



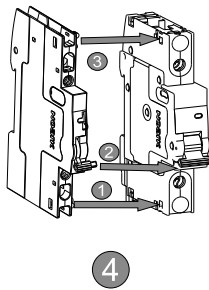
OFF



AX31N

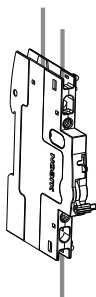


OFF



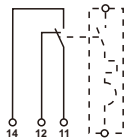
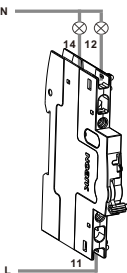
AX31N

	18-14AWG (0.75-2.5)
	1



AX31N

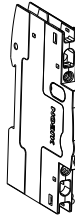
Normal state  
AX3111N



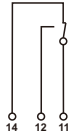
反面

AX31N

Test state

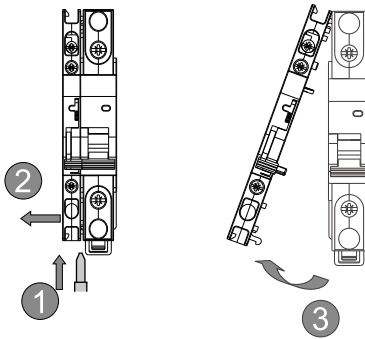


Test

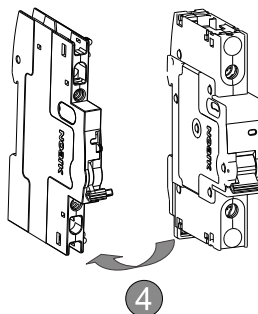


Push up the "Test" switch to see if terminal 11 contacts with terminal 14.

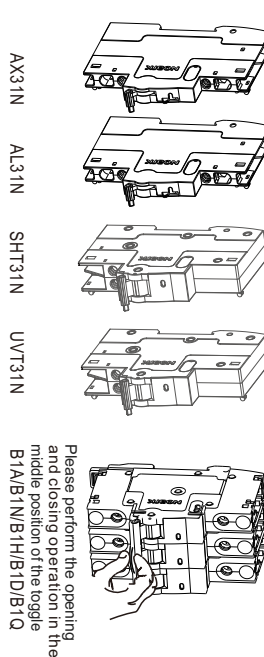
AX31N



AX31N



AX31N



**NOARK**



In order to protect the environment, when the product or its components are scrapped, please dispose of it as industrial waste or hand it over to the recycling station for disaggregation,recycling and reuse according to relevant national regulations.

Printed with environment-friendly paper  
Copyright Noark.All Rights Reserved  
na.noark-electric.com  
01/2024