


# NOARK®

## Catalog F30 series Fuse holder



## Company Overview

### About us

**NOARK Electric** is a global manufacturer of low-voltage electrical components for industrial applications. We specialize in motor controls and circuit protection for original equipment manufacturers. Our mission is to provide customers with the highest quality products at an exceptional value and back them with world-class service and support. Every NOARK product is tested and certified to the highest industry standards and covered by our exclusive five-year limited warranty.

#### Research and Development

The entire portfolio of high-quality NOARK products is designed for manufacturing and assembly (DFMA). Each component is developed in-house by our engineering team to meet the strictest standards and performance requirements. This dedication to excellence has led to the development of patented technology found in many of our products.

#### World-class Manufacturing

After being thoroughly tested, approved and certified – each NOARK product is sent into production at our state-of-the-art manufacturing facilities. This allows us to maintain strict quality control standards throughout the manufacturing process. In addition, NOARK Electric adheres to a policy of environmental protection and sustainability.

#### North American Distribution

NOARK's primary distribution center is located in Pomona, CA, with the aim of ensuring prompt and reliable deliveries of the entire product range to our customers all over North America. Our supply chain team works closely with our factories and logistics partners to ensure the availability of our products on the North American market and provide logistics services on the level which our customers expect.

NOARK Electric is a wholly subsidiary of the largest electrical manufacturing group in Asia with over 30 thousand employees and sales revenue of \$10 billion USD. We have corporate facilities in Los Angeles, Shanghai and Prague to service the requirements of individual markets and countries.

<b>140+</b>	<b>300+</b>	<b>20</b>	<b>22</b>	<b>3</b>	<b>10,000,000+</b>	<b>30,000+</b>
Countries	Overseas Distributors	Overseas Subsidiaries	Logistics Centers	R & D Centers	Sq.Ft. Manufacturing Space	Employees Worldwide



F30 series Fuse holder

Table of Contents

Description ..... 03

Features ..... 03

Certifications ..... 03

Product selection guide ..... 04

Specifications ..... 05

Wiring Diagram ..... 06

Dimension ..... 06

## F30 series Fuse holder

### Product Overview



F30 series Fuse holder is designed for midget, CC and photovoltaic fuse type. The fuseholder can match fuse for overcurrent protection in main circuit and branch circuit device.

#### Features:

- Used for electric and photovoltaic industry
- Rated current up to 30A
- The breaking capacity of F30M series and F30CC series is up to 200kA
- The product contains indication light, which is convenient for quick inspection and identification
- Fuseholder can be installed on 35mm DIN rail
- Compatible with UL 508 comb busbar

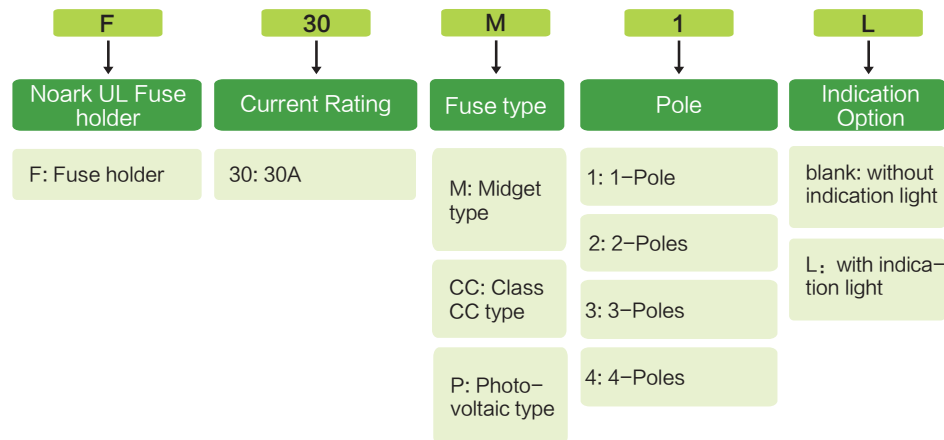
#### Certifications:

- F30M : UL 4248-1, F30CC : UL4248-4, F30P : UL4248-19

## F30 series Fuse holder

### Product selection guide

#### Product selection guide:



\*: P type has 1 -pole /2-pole

Part Number	Product	Description
1002561	F30M1L	1-Pole Fuse holder for UL Midget with indication light
1002562	F30M2L	2-Pole Fuse holder for UL Midget with indication light
1002563	F30M3L	3-Pole Fuse holder for UL Midget with indication light
1002564	F30M4L	4-Pole Fuse holder for UL Midget with indication light
1002598	F30M1	1-Pole Fuse holder for UL Midget without indication light
1002599	F30M2	2-Pole Fuse holder for UL Midget without indication light
1002600	F30M3	3-Pole Fuse holder for UL Midget without indication light
1002601	F30M4	4-Pole Fuse holder for UL Midget without indication light
1002565	F30CC1L	1-Pole Fuse holder for UL Class CC with indication light
1002566	F30CC2L	2-Pole Fuse holder for UL Class CC with indication light
1002567	F30CC3L	3-Pole Fuse holder for UL Class CC with indication light
1002568	F30CC4L	4-Pole Fuse holder for UL Class CC with indication light
1002602	F30CC1	1-Pole Fuse holder for UL Class CC without indication light
1002603	F30CC2	2-Pole Fuse holder for UL Class CC without indication light
1002604	F30CC3	3-Pole Fuse holder for UL Class CC without indication light
1002605	F30CC4	4-Pole Fuse holder for UL Class CC without indication light
1002569	F30P1L	1-Pole Fuse holder for 1000vdc UL PV with indication light
1002570	F30P2L	2-Pole Fuse holder for 1000vdc UL PV with indication light
1002606	F30P1	1-Pole Fuse holder for 1000vdc UL PV without indication light
1002607	F30P2	2-Pole Fuse holder for 1000vdc UL PV without indication light

# F30 series Fuse holder

## Specifications

### F30 Specifications :

Fuse holder	F30M	F30CC	F30P
Conformed Standard	UL4248-1	UL4248-4	UL4248-19
Rated Operational Voltage	600Vac/dc	600Vac/dc	1000Vdc
Rated Current In (A)	Max 30A		
SCCR Rating	200 kA	200 kA	50 kA
Power Loss(W)	≤3.2 W (per pole)		
Type	With / Without Indication Light		
Protection Degree	IP20		
Mounting	35 mm DIN-Rail		
Operation Temperature (°C)	-30 °C to 85°C		
Altitude ft (m)	Does not exceed 6,561 (2,000)		
Atmospheric Conditions	At 68 °F (+20 °C), the relative humidity does not exceed 95%		
	At 104 °F (+40 °C), the relative humidity does not exceed 50%		
Anti-humid hot property	Class II		
Pollution Degree	Class III		
Connection	Copper conductor,18-6 AWG (0.75-10mm²)		
	Compatible with UL Comb busbar		
	Terminal screws,18 lb·in(2N·m)		
Applicative Fuses	10x38mm Midget fuses (≤30A)	10x38mm Class CC fuses (≤30A)	10x38mm PV fuses(≤30A)
Remarks	75 / 90°C (167 / 194°F) Wire CU ONLY		

## F30 series Fuse holder

### Wiring Diagram/Dimension

#### Wiring Diagram:



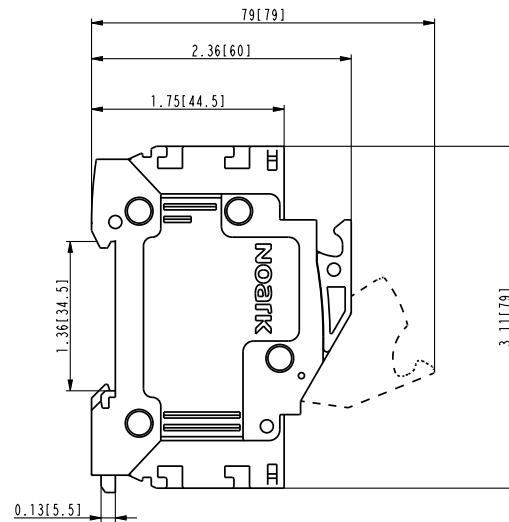
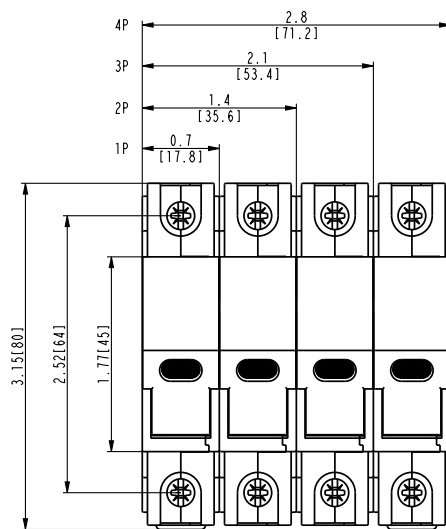
#### Dimension:

##### F30:

1P/2P/3P/4P

Unit : in [mm]

1 in=25.4mm





NOARK Electric North America  
(626) 330-7007

na.noark-electric.com • nasales@noark-electric.com



Note: NOARK Electric reserves the right to make technical changes or modify the contents of this document without prior notice. With regard to purchase orders, the agreed particulars shall prevail. NOARK Electric nor any of its affiliates or subsidiaries shall be responsible or liable for potential errors or possible lack of information in this document. NOARK Electric reserves all rights in this document and in the subject matter and illustrations contained therein. Any reproduction, disclosure to third parties or utilization of its contents – in whole or in parts – is forbidden without prior written consent of NOARK Electric.