

⚠ Safety Warning

- 1) The product is restricted to professional installation and maintenance only.
- 2) The product is strictly prohibited to be installed in the environment containing flammable and explosive gases, moisture and condensation.
- 3) When installing, servicing or maintaining the product, the power must be turned off.
- 4) When the product is working, it is strictly prohibited to touch the conductive parts of the product.
- 5) It is strictly prohibited to test the performance of the product by using the direct contact of the fire wire with the grounding device or the direct short circuit of the fire wire and zero wire.
- 6) The protection characteristics of the product are set by the manufacturer and it is not permitted to dismantle or adjust the circuit breaker at will.
- 7) It is strictly prohibited for children to play with the product or packaging.
- 8) To prevent foreign objects from falling into the product, **install it in a well-sealed terminal box.**
- 9) Do not install where gaseous media can corrode metal and damage insulation.

- 10) When the product is installed and used, the wiring screws should be tightened, the wires are not easy to be loosened and pulled out, and the wires should be selected strictly according to the requirements and connected to the power supply and load that meet the requirements.
- 11) This product does not protect against the risk of electric shock caused by simultaneous contact with both wires of the protected circuit.
- 12) **For this product, please follow the wiring schematic strictly for proper wiring.**
- 13) **This product is not suitable for direct starting of fans, electric motors, electric heating equipment, capacitor banks and other high inductive and high capacitive loads. Installation and maintenance by professionals only.**

1 Use

The CB-63CX (Z) Moulded case circuit breaker suitable for DC scenario with the rated voltage of 80V, suitable for AC scenario with the rated voltage up to 415V and frequency of 50Hz/60Hz. The rated current of the CB-63CX (Z) is up to 63A, which plays the role of overload and short circuit protection, and can also be used as the infrequent on-off of the line under normal circumstances.

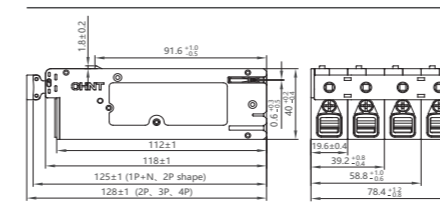
2 Main technical parameters

| No. | Parameter or performance | Parameter value or performance value |
|-----|---|---|
| 1 | Rated voltage (U _n) | CB-63CXZ: DC 80V CB-63CX: AC 230V/240V (1P+N, 2P) AC 400V/415V (2P, 3P, 4P) |
| 2 | Rated current (I _n) | 6A, 10A, 16A, 20A, 25A, 32A, 40A, 50A, 63A |
| 3 | Instantaneous trip type | CB-63CXZ: I _n =11In(±20%) CB-63CX: I _n =8In(±20%) |
| 4 | Poles | CB-63CXZ: 2P shape CB-63CX: 1P+N, 2P, 3P, 4P |
| 5 | Rated impulse withstand voltage (U _{imp}) | CB-63CXZ: 6kV CB-63CX: 4kV |
| 6 | Rated short-circuit capacity (I _{sc}) | CB-63CXZ: 10kA CB-63CX: 6kA |
| 7 | Altitude | ≤2000m |
| 8 | pollution levels | Level 3 |
| 9 | protection class | IP20 |

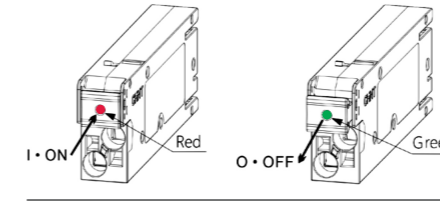
01

3 Installation and operation

1) Dimensions (mm)

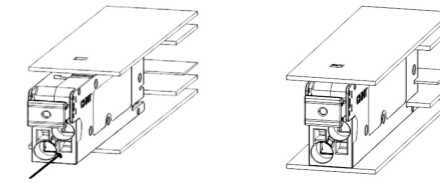


2) On-off indication

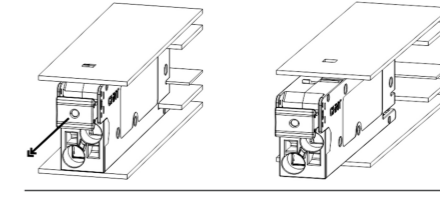


02

3) Installation



4) Disassembly

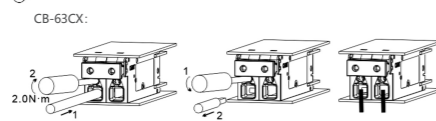
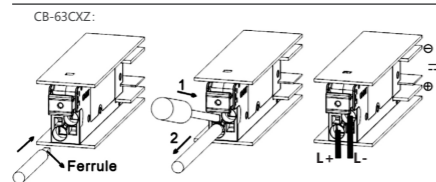


03

5) Wiring

Table 2 Copper conductor cross-sectional area

| Rated current I _n (A) | Copper wire cross-sectional area (mm ²) |
|----------------------------------|---|
| 6 | 1.0 |
| 10 | 1.5 |
| 16, 20 | 2.5 |
| 25 | 4 |
| 32 | 6 |
| 40, 50 | 10 |
| 63 | 16 |



Note: Before powering on the product, check whether the wiring is correct and verify the flexibility of the button action.

04

4 Maintenance

- Circuit breakers shall be inspected periodically while in operation;
- Circuit breakers, after breaking the overload or short-circuit current, should first remove the fault, and then resume closing.

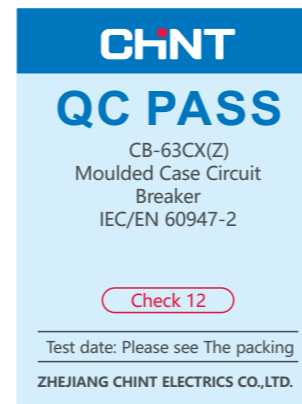
Table 3 Analysis and troubleshooting of common faults

| Symptoms | Cause Analysis | Solutions and Preventive Measures |
|--|---|---|
| The button won't close | short circuit the mismatch between the rated current of the circuit breaker and the load current | Check circuits, troubleshoot before running Replacement of product specifications |
| No power | The wire strippers are too short Terminals are not crimped on wires or terminal screws are not tightened | Re-strip the wires Rewiring |
| Failure to trip on short circuit | the selected circuit breaker does not match the operating conditions of the load | Replacement of product specifications |
| The temperature of the terminals is too high | ①The terminals are not connected tightly. ② The cross-sectional area of the selected conductor is too small. | ①Connect the terminal block. ②Select conductors of appropriate cross-sectional area. |

5 Environmental protection

In order to protect the environment, please dispose of this product or its components as industrial waste when they are scrapped, or hand them over to a recycling station for dismantling and recycling in accordance with local regulations.

05




06

CHNT

CHINT ELECTRICS

CB-63CX(Z)
Moulded Case Circuit Breaker
User Instruction

Zhejiang Chint Electrics Co., Ltd.
Add: No.1, CHINT Road, CHINT Industrial Zone, North Baixiang,
Yueqing, Zhejiang 325603, P.R.China
E-mail: global-sales@chint.com
Website: <http://en.chint.com>



(NO.2024.03)

CHNT
CHINT ELECTRICS

CB-63CX(Z)
Moulded Case Circuit Breaker

User Instruction

Standard: IEC/EN 60947-2